

Party+

Party+

- Party+ is a great way to increase your party average by bringing more people to the Party and the demo
 - Average is an additional \$150 per party.
- Online Guests can actually watch and interact with your Home Party.
- You'll also have access to Zoom, a video conferencing service that allows your virtual Guests to participate in the party.



Relationships Based Demonstration

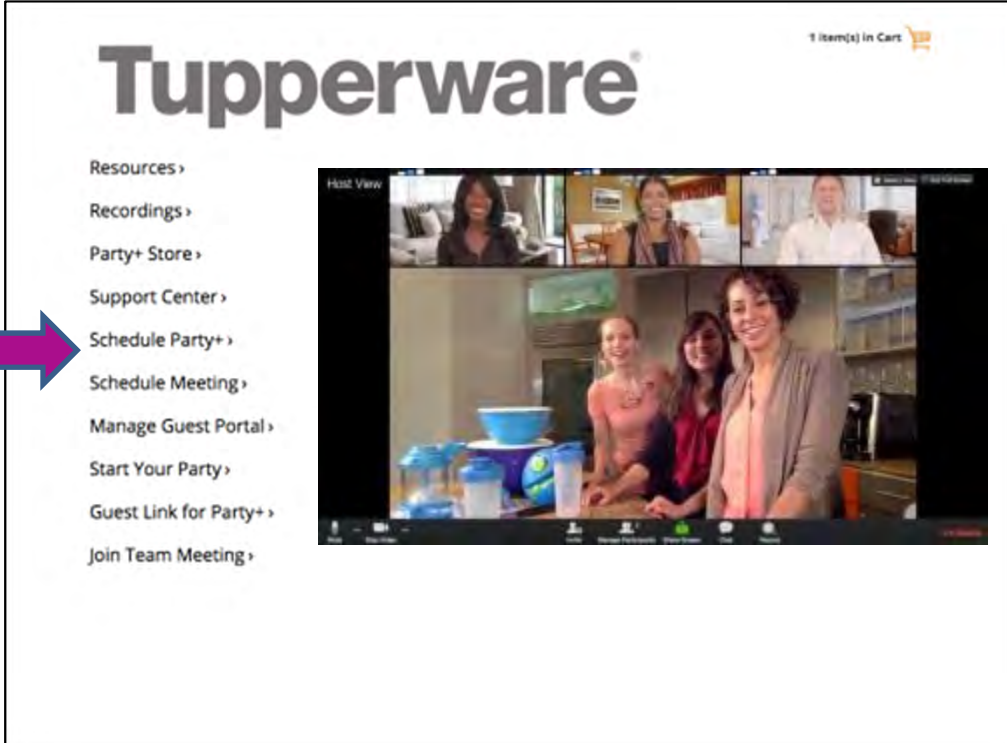


Add a Few More

Party+ Start Page

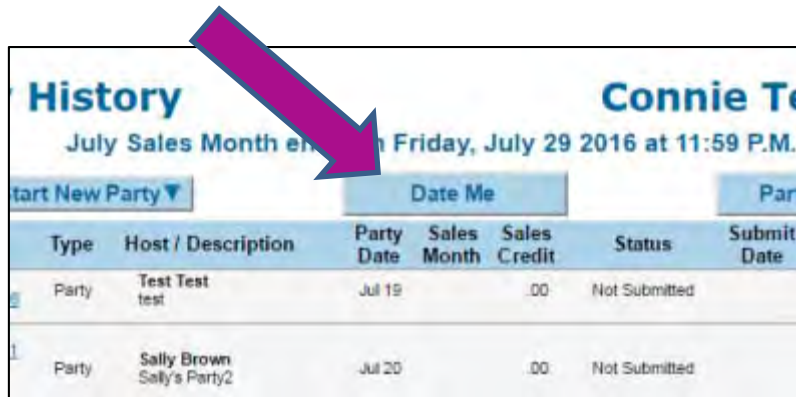
You'll have a link from My.Tupperware to your Party+ Start Page where you can:

- Find resources
- See the Party+ Store
- Find answers in the support center
- Schedule a Party+
- Start your Party
- Get the Guest link for your Party+
- Join a team Zoom Meeting



The screenshot shows the Tupperware Party+ Start Page. At the top left is the Tupperware logo. In the top right corner, it says "1 item(s) in Cart" with a shopping cart icon. On the left side, there is a vertical list of menu items, each with a right-pointing chevron: Resources >, Recordings >, Party+ Store >, Support Center >, Schedule Party+ >, Schedule Meeting >, Manage Guest Portal >, Start Your Party >, Guest Link for Party+ >, and Join Team Meeting >. A purple arrow points from the "Schedule Party+" menu item to the right. On the right side of the page, there is a video player showing a Zoom meeting. The meeting has three participants visible in a grid view. The main video frame shows three women sitting at a table with Tupperware products. The Zoom interface includes a "Host View" label in the top left of the video frame and a Zoom control bar at the bottom.

Party+ Setup

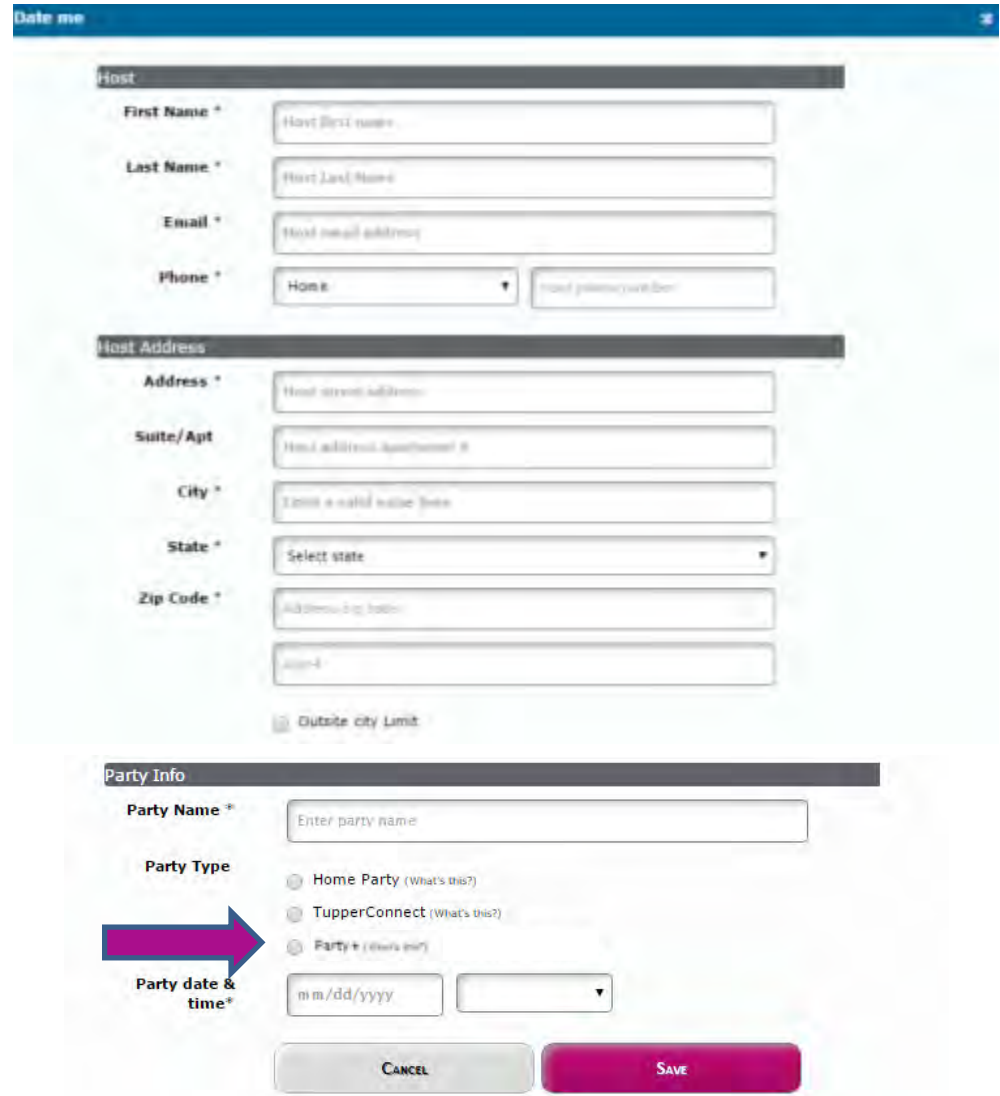


History Connie Te
July Sales Month ended on Friday, July 29 2016 at 11:59 P.M.

[Start New Party](#) [Date Me](#) [Part](#)

Type	Host / Description	Party Date	Sales Month	Sales Credit	Status	Submit Date
Party	Test Test test	Jul 19		.00	Not Submitted	
Party	Sally Brown Sally's Party2	Jul 20		.00	Not Submitted	

- You'll find a new "Date Me" button on your Party History page in My Sales AND through the My Sales section in t-App
- Set up your parties AS you date them using your mobile phone!



Date me

Host

First Name *

Last Name *

Email *

Phone *

Host Address

Address *

Suite/Apt

City *

State *

Zip Code *

Outside city limit

Party Info

Party Name *

Party Type

Home Party (What's this?)

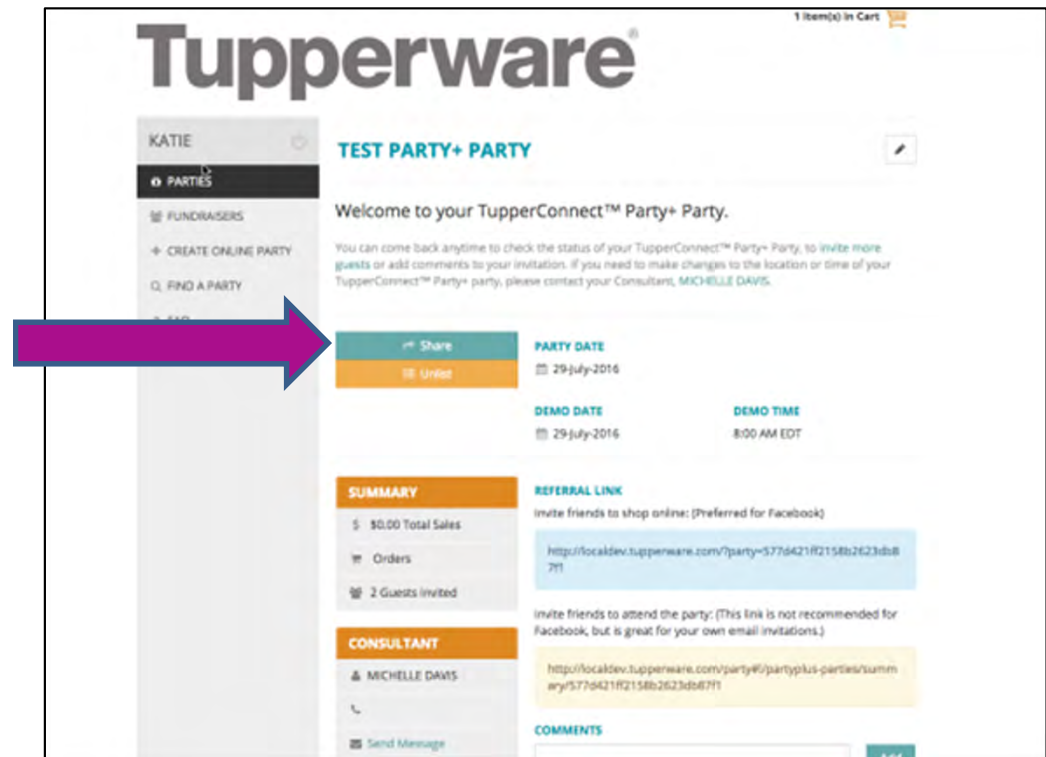
TupperConnect (What's this?)

Party+ (What's this?)

Party date & time*

Party+ Summary

- The Party+ Summary page works and looks the same as the TupperConnect Summary page.
- Click on the Share button to invite Guests to the party
- Use the blue shaded referral link to share on Facebook, or the yellow shaded link for creating your own email invitations.



The screenshot shows the Tupperware Party+ Summary page. The header includes the Tupperware logo and the title 'TEST PARTY+ PARTY'. A navigation sidebar on the left lists 'PARTIES', 'FUNDRAISERS', 'CREATE ONLINE PARTY', and 'FIND A PARTY'. The main content area features a welcome message and a 'Share' button (highlighted with a purple arrow) and a 'Link' button. Below this, there are sections for 'PARTY DATE' (29 July 2016), 'DEMO DATE' (29 July 2016), and 'DEMO TIME' (8:00 AM EDT). A 'SUMMARY' section shows '\$0.00 Total Sales', 'Orders', and '2 Guests invited'. A 'CONSULTANT' section identifies 'MICHELLE DAVIS' with a 'Send Message' button. Two referral links are provided: a blue shaded link for Facebook sharing and a yellow shaded link for email invitations. A 'COMMENTS' section is visible at the bottom.

Party+ Guest Invites

- As you or your Host add names and email addresses for the invitations, you'll notice a new feature
 - Choose TupperConnect if you only want that particular Guest to receive the non-Party+ email invitation
 - Choose Party+ if you want that particular Guest to receive the Party+ email invitation.

GET THE PARTY STARTED

Now that you've successfully registered to host your own TupperConnect™ Party+ Party, it's time to invite your lucky guests.

PROGRESS

1. Select Email Template ✓
2. Customize ✓
3. Add Recipients
4. Review

Click on Address Book below and start entering the names and email addresses of all the guests you plan on inviting. We will keep these contacts in the party host's Tupperware.com address book to make the set up smoother next time they host a party.

Address Book

Select contacts from Tupperware.com address book
or
Add guests manually

Pam ppatty@email.com

TupperConnect Party+

Party+ Email Invite

- The email invitation for Party+ will include:
 - A link to RSVP to the party
 - A link to shop online for the party
 - A link to join the party live online
 - The actual party location and time for those attending the party physically
 - The demo time for those attending through the online link
- The 3 links in the body of the email will be buttons to make them easier to follow.



The image shows a screenshot of an email invitation for a Tupperware Party+. At the top left is the 'Tupperware connect party' logo. To the right is a photo of three women smiling and taking a selfie. Below the logo is the heading 'Party Invitation' followed by a friendly message from the host. The message includes details about the party, a link to RSVP, and information about joining the party live online. On the right side, there is a 'Party Details' section with fields for Date, Home Party Time, Demo Time, Location, Host, and Consultant. At the bottom, there is a 'Click here to join LIVE:' link with a URL, a 'Thanks in advance' note, and a 'Happy Shopping!' sign-off. A small image of a woman at a Tupperware party is also visible in the bottom right corner.

Tupperware connect party

Party Invitation

Hey party people. I am so excited to be hosting a Tupperware party.

They have so many new, life-hack-worthy products to help you streamline your daily routine while saving you time and money.

To RSVP for the home party, or begin shopping, [please click here.](#)

Whether you can make it or not, you can still click the link above to shop and build my party's sales... so I can earn awesome Host Rewards.

And, if you can't come in person, I have more good news. You can still join the fun, wherever you are, via my Party+: an interactive, online streaming of the party. Approximately 30 minutes after the scheduled start time of the party, you too can join the action from any device.

Party Details

Date: 26-September-2015
Home Party Time: 5:30 PM
Demo Time: 6:00 PM
Location: 6131 E Jalarz St Tucson AZ 85711 6038
Host: MARY
Consultant: DONNA

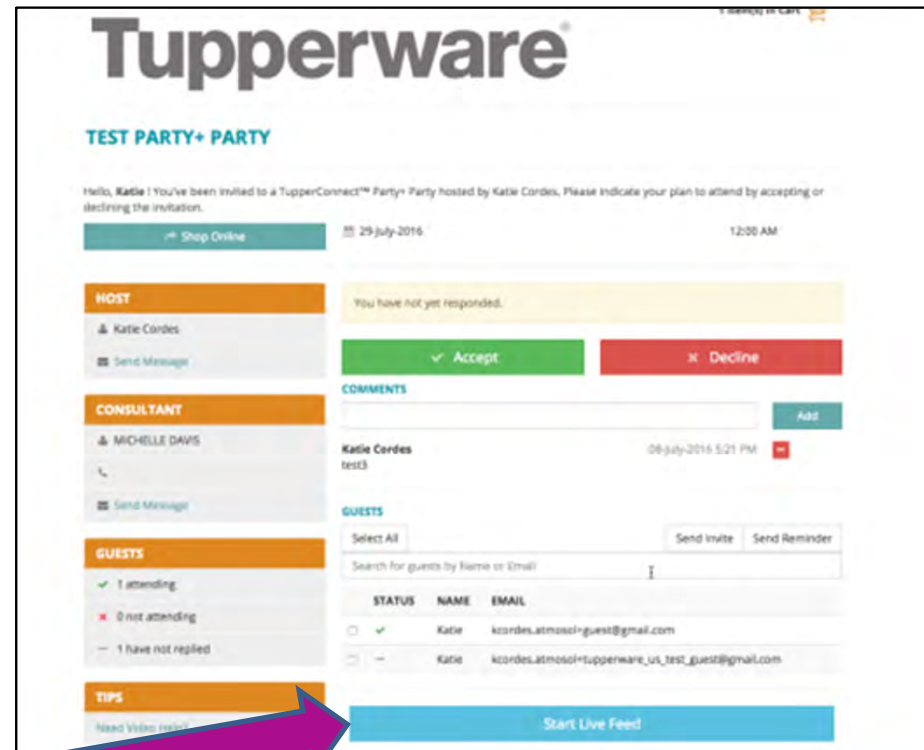
Click here to join LIVE:
<https://tupperware.zoom.us/j/ID00100640888998>

Thanks in advance for shopping with me.

Happy Shopping!

RSVP

- The RSVP page is very similar to a TupperConnect RSVP page and contains:
 - Shop Online button
 - Accept/Decline buttons
 - Start Live Feed button for when the Party is “live” online.
- Just like the TupperConnect summary, you can track how many Guests have RSVP'd.



Auto Reminders

- On the Summary page, you can set up Auto Reminders that will send to your Guests, at each of the following intervals as YOU choose:
 - One week prior
 - Three days prior
 - One day prior
 - One hour prior
 - At the demo start time

The screenshot shows the 'Summary' page for a Tupperware Connect Party. A purple arrow points from the 'REMINDERS' section in the left sidebar to the 'REMINDERS' section in the main content area. The 'REMINDERS' section is currently set to 'One week before party start'.

REMINDERS

- One week before party start
- Three days before party start
- One day before party start
- One hour before party start
- At party start

The preview of the reminder email shows the following content:

Tupperware connect party

Hey party people, I am so excited to be hosting a Tupperware party.

Just wanted to send a quick reminder to RSVP, shop now and/or be sure to make plans to live in online at [demo time]!

Whether you're coming over or tuning in LIVE, you can expect some seriously delicious demos and tips.

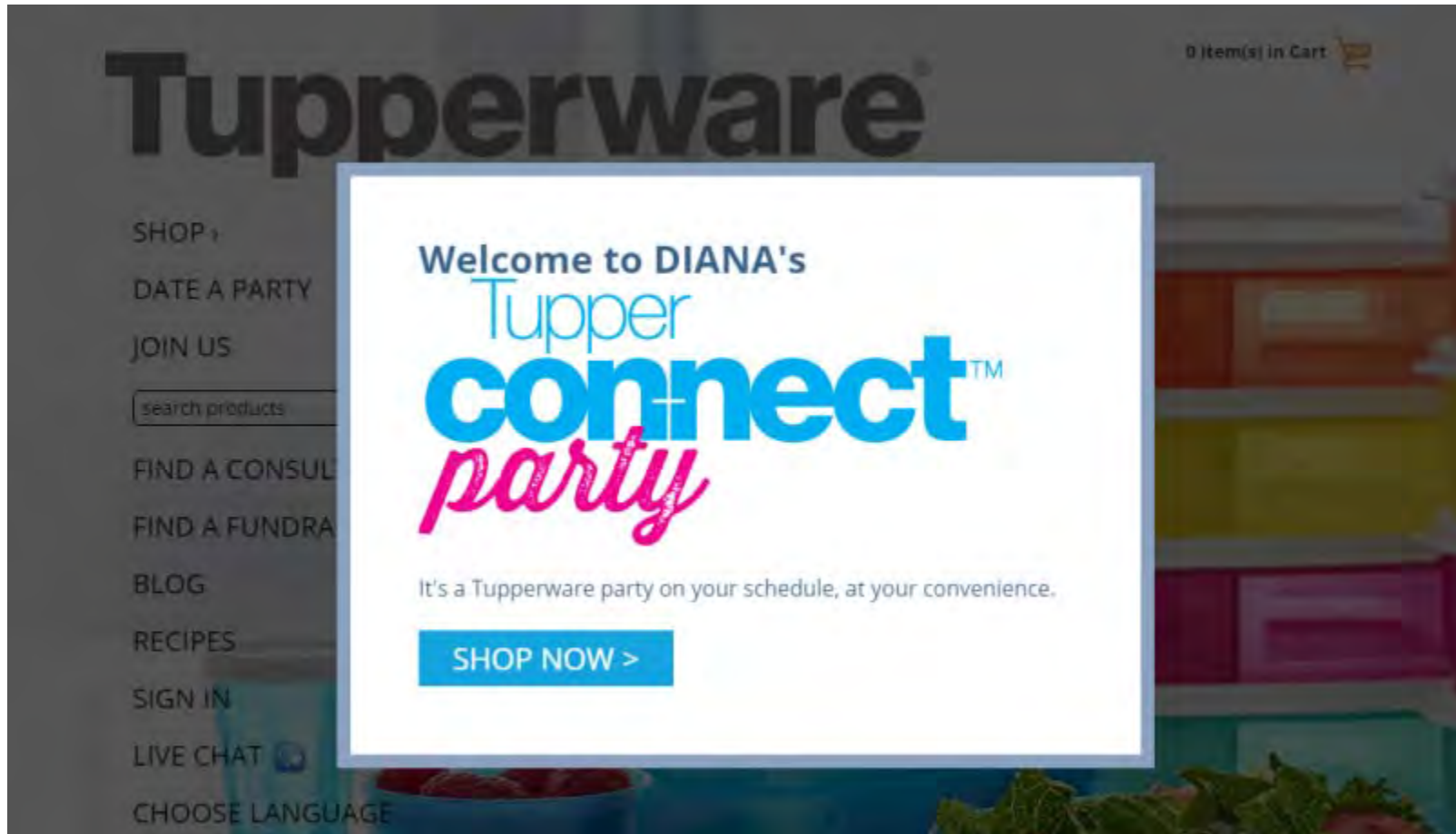
I can't wait to party with you!

Happy Shopping,
HOST NAME

Party Details

Date: [date]
Home Party Time: [Party time]
Online Demo Time: [demo time]
Location: [address]
[city], [state] [postal code]
Host: [host]
Consultant: [consultant]

Shop Link Stays the Same



The image shows a screenshot of the Tupperware website. The background is a dark grey header with the Tupperware logo in large white letters. On the left side, there is a vertical navigation menu with links: SHOP, DATE A PARTY, JOIN US, search products (with a search bar), FIND A CONSULTANT, FIND A FUNDRAISER, BLOG, RECIPES, SIGN IN, LIVE CHAT (with a chat icon), and CHOOSE LANGUAGE. In the top right corner, it says '0 item(s) in Cart' with a shopping cart icon. A white pop-up box with a blue border is centered on the page. Inside the pop-up, it says 'Welcome to DIANA's Tupper connect party' where 'Tupper' is in blue, 'connect' is in large blue letters, and 'party' is in pink script. Below this, it says 'It's a Tupperware party on your schedule, at your convenience.' and a blue button with white text that says 'SHOP NOW >'. The background of the website is a blurred image of colorful Tupperware storage bins.

Tupperware

0 item(s) in Cart

SHOP
DATE A PARTY
JOIN US
search products
FIND A CONSULTANT
FIND A FUNDRAISER
BLOG
RECIPES
SIGN IN
LIVE CHAT
CHOOSE LANGUAGE

Welcome to DIANA's
Tupper connectTM
party

It's a Tupperware party on your schedule, at your convenience.

[SHOP NOW >](#)

Overview of Parties Stays the Same

Tupperware 1 Item(s) in Cart

KATIE

TUPPERCONNECT™ PARTIES Open Closed All

It looks like you don't have any open TupperConnect™ Parties

CONTACT YOUR CONSULTANT TO GET STARTED!

YOUR CONSULTANT IS CONNIE TEST WILCOX.

📞 (427)847-0000 ✉️ garrettjohnson@tupperware.com

[Visit Site](#)

TUPPERCONNECT™ PARTY+ PARTIES Open Closed All

NAME	DATE	TIME
Test Party+ Party	29 July 2016	12:00 AM

ONLINE PARTIES Open Closed All

Party History Connie Test Wilcox

July Sales Month ends on Friday, July 29 2016 at 11:59 P.M. ET.

[Start New Party](#) [Date Me](#) [Party Search](#)

Ref#	Type	Host / Description	Party Date	Sales Month	Sales Credit	Status	Submit Date	Action
4007071296	Party	Test Test test	Jul 19		:00	Not Submitted		
4007071191	Party	Sally Brown Sally's Party2	Jul 20		:00	Not Submitted		Manage...
4007071166	Party	Sally Brown Sally's Party	Jul 22		:00	Not Submitted		Manage...
4007069942	Party	Jane Doe Jdg test	Jun 21		:00	Not Submitted		Manage...
4007069530	Party	Jane Doe Jdg test	Jun 10		:00	Not Submitted		Manage...
4007068927	Party	Jane Doe			:00	Not Submitted		
4007068247	Party	Gamaj Junan GJ Party 1	May 25		:00	Not Submitted		Manage...
4007068806	Non-Party	34653456	May 10		:00	Not Submitted		

Important Information

- Beginning in September, pricing for My.Tupperware paid accounts will be going up \$1 each, and new package levels will be added for Party+.
 - Plus: \$ 9.95
 - Silver (Plus and Party+): \$14.95
 - Gold: \$17.95
 - Platinum: (Gold and Party+): \$22.95
- The billing amount will change with your billing date in September.
- If you upgrade to a new level, you will be charged the new rate and your billing date will change to whatever day you upgrade.

